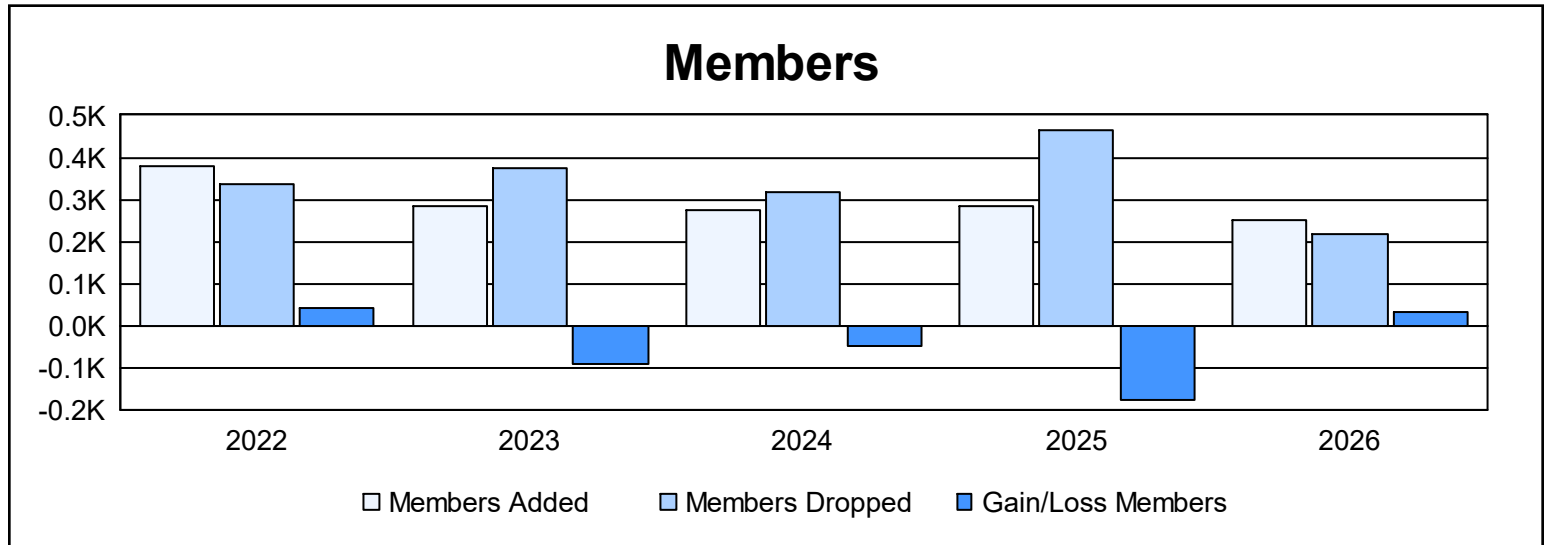
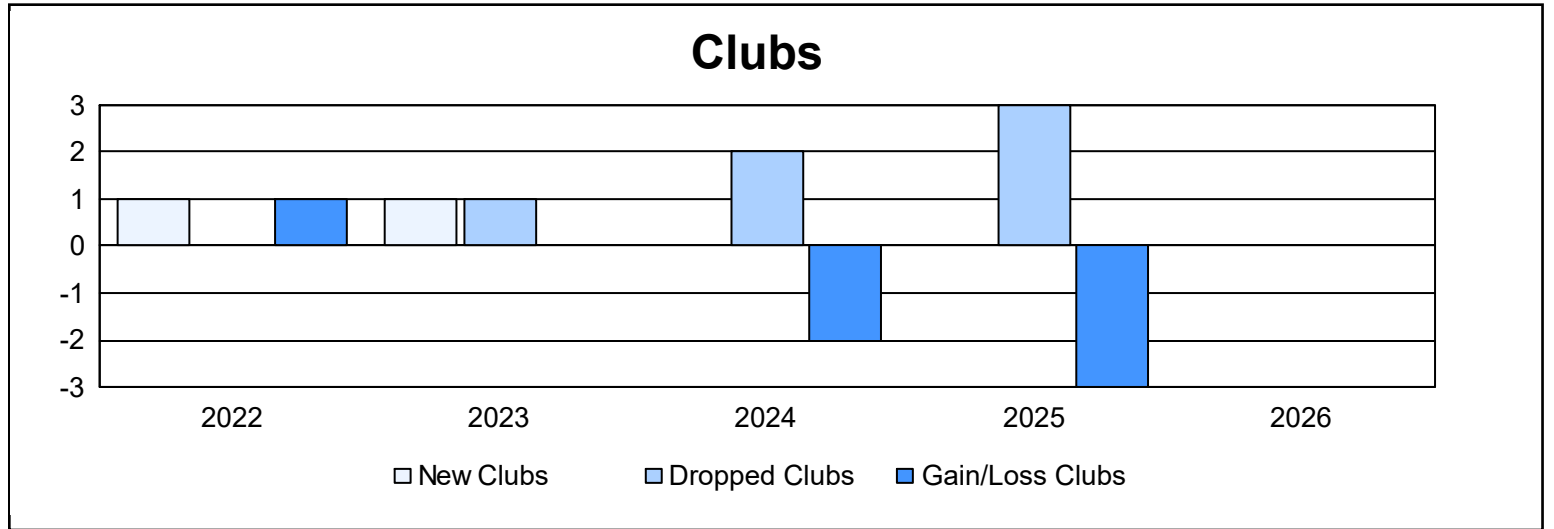
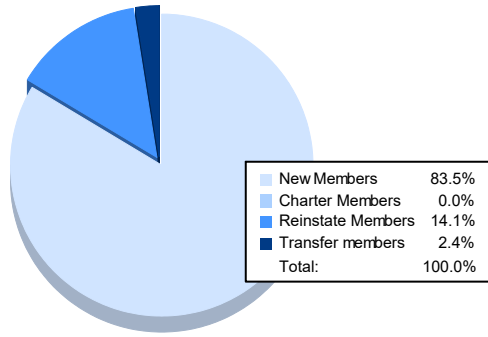


Year	New Clubs	Dropped Clubs	Gain/ Loss Clubs	New Members	Charter Members	Reinstate Members	Transfer Members	Total Member Added	Total Members Dropped	Gain/ Loss Members
2021-2022	1	0	1	305	25	11	36	377	336	41
2022-2023	1	1	0	227	20	11	24	282	372	-90
2023-2024	0	2	-2	239	1	15	17	272	319	-47
2024-2025	0	3	-3	224	0	23	39	286	463	-177
2025-2026	0	0	0	208	0	35	6	249	216	33
<b>Average</b>	<b>0</b>	<b>1</b>	<b>-1</b>	<b>241</b>	<b>9</b>	<b>19</b>	<b>24</b>	<b>293</b>	<b>341</b>	<b>-48</b>



### Membership Composition April 2026 Cumulative



### Gender Composition April 2026 Cumulative

